



LANCASTER

TIRES



PRODUCT CATALOG
05.19.26

TIRE LINEUP

Passenger & Light Truck

ULTRA HIGH PERFORMANCE



LR-66

TOURING



LR-16

SPORT TRUCK



LX-01

CROSSOVER / SUV



LS-07 H/T

ALL TERRAIN



LS-37 A/T

RUGGED TERRAIN



LS-57 R/T

MAX TRACTION



LS-67 M/T

MAX-TRACTION



LS-68 M/T

COMMERCIAL



LC-78

LR-66

ULTRA HIGH PERFORMANCE

The LR-66 ultra-high-performance all-season tire is specially designed for the driving enthusiast; delivering responsive handling, cornering stability, and traction.

LANCASTER



The asymmetrical pattern provides performance tuned from the inside-to-outside. The higher density inner siping improves wet and light snow traction; while the outside provides excellent dry handling and cornering stability. Asymmetric tread patterns allow for cross-rotation to maximize tread life.

Wide circumferential grooves evacuate water more effectively to improve traction in wet conditions

45K

MILES LIMITED
TREAD WEAR

62

SIZES
16" TO 20"



ALL-SEASON

Size	Load	LI/SR	Tread Depth	Overall Diameter	Section Width	Max Load @PSI	UTQG	Stock #
205/45ZR16	XL	87W	9.60	23.20	8.10	1201@49	420AA	LC0140
205/50ZR16	SL	87W	9.60	24.10	8.40	1201@44	420AA	LC0150
225/50ZR16	SL	92W	9.60	24.90	9.20	1389@44	420AA	LC0160
195/55R16	SL	87V	9.60	24.40	7.90	1201@44	420AA	LC0170
205/55R16	SL	91V	9.60	24.90	8.40	1356@44	420AA	LC0180
215/55ZR16	XL	97W	9.60	25.30	8.90	1609@49	420AA	LC0190
225/55ZR16	XL	99W	9.60	25.70	9.20	1709@49	420AA	LC0200
205/60R16	SL	92V	9.60	25.70	8.20	1389@44	420AA	LC0210
215/60R16	SL	95H	9.60	26.10	8.70	1521@44	420AA	LC0220
225/60R16	SL	98V	9.60	26.60	9.00	1653@44	420AA	LC0230
235/60R16	SL	100H	9.60	27.10	9.40	1764@44	420AA	LC0240
205/65R16	SL	95H	9.60	26.50	8.20	1521@44	420AA	LC0250
205/40ZR17	XL	84W	9.60	23.50	8.30	1102@49	420AA	LC0260
245/40ZR17	XL	95W	9.60	24.70	9.80	1521@49	420AA	LC0270
205/45ZR17	XL	88W	9.60	24.30	8.10	1235@49	420AA	LC0280
215/45ZR17	XL	91W	9.60	24.60	8.40	1356@49	420AA	LC0290
225/45ZR17	XL	94W	9.60	25.00	8.90	1477@49	420AA	LC0300
235/45ZR17	XL	97W	9.60	25.40	9.30	1609@49	420AA	LC0310
245/45ZR17	XL	99W	9.60	25.70	9.60	1709@49	420AA	LC0320
205/50ZR17	XL	93W	9.60	25.10	8.40	1433@49	420AA	LC0330
215/50ZR17	XL	95W	9.60	25.50	8.90	1521@49	420AA	LC0340
225/50ZR17	XL	98W	9.60	25.90	9.20	1653@49	420AA	LC0350
235/50ZR17	XL	100W	9.60	26.30	9.60	1764@49	420AA	LC0360
215/55ZR17	XL	98W	9.60	26.30	8.90	1653@49	420AA	LC0370
225/55ZR17	XL	101W	9.60	26.80	9.20	1819@49	420AA	LC0380
235/55ZR17	XL	103W	9.60	27.20	9.60	1929@49	420AA	LC0390
215/65R17	SL	99H	9.80	28.00	8.70	1709 @44	420AA	LC0395
255/35ZR18	XL	94W	9.80	25.00	10.20	1477@49	420AA	LC0400
215/40ZR18	XL	89W	9.60	24.80	8.60	1279@49	420AA	LC0410
225/40ZR18	XL	92W	9.60	25.10	9.10	1389@49	420AA	LC0420



LR-66

ULTRA HIGH PERFORMANCE

LANCASTER



Size	Load	LI/SR	Tread Depth	Overall Diameter	Section Width	Max Load @PSI	UTQG	Stock #
235/40ZR18	XL	95W	9.60	25.40	9.50	1521@49	420AA	LC0430
245/40ZR18	XL	97W	9.60	25.70	9.80	1609@49	420AA	LC0440
255/40ZR18	XL	99W	9.80	26.00	10.20	1709 @49	420AA	LC0442
225/45ZR18	XL	95W	9.60	25.90	8.90	1521@49	420AA	LC0450
235/45ZR18	XL	98W	9.60	26.30	9.30	1653@49	420AA	LC0460
245/45ZR18	XL	100W	9.60	26.70	9.60	1764@49	420AA	LC0470
225/50ZR18	XL	99W	9.60	26.90	9.20	1709 @49	420AA	LC0478
235/50ZR18	XL	101W	9.60	27.30	9.60	1819@49	420AA	LC0480
235/55ZR18	XL	104W	9.57	28.10	9.60	1984@49	420AA	LC0484
235/35ZR19	XL	91W	9.60	25.50	9.50	1356@49	420AA	LC0490
225/40ZR19	XL	93W	9.60	26.10	9.10	1433@49	420AA	LC0500
235/40ZR19	XL	96W	9.60	26.40	9.50	1565@49	420AA	LC0510
245/40ZR19	XL	98W	9.57	26.70	9.80	1653@49	420AA	LC0512
225/45ZR19	XL	96Y	9.60	27.00	8.90	1565 @49	420AA	LC0513
245/45ZR19	XL	102W	9.57	27.70	9.60	1874@49	420AA	LC0514
225/55ZR19	XL	103W	9.57	28.80	9.20	1929@49	420AA	LC0516
235/55ZR19	XL	105W	9.57	29.20	9.60	2039@49	420AA	LC0517
245/55ZR19	XL	107W	9.57	29.60	10.00	2149@49	420AA	LC0518
225/30ZR20	XL	85W	9.60	25.40	9.10	1135@49	420AA	LC0520
275/30ZR20	XL	97W	9.80	26.50	10.90	1609@49	420AA	LC0530
225/35ZR20	XL	93W	9.60	26.50	10.90	1433@49	420AA	LC0540
235/35ZR20	XL	92W	9.60	26.50	9.50	1389@49	420AA	LC0550
245/35ZR20	XL	95W	9.60	26.80	9.80	1521@49	420AA	LC0560
255/35ZR20	XL	97W	9.80	27.00	10.20	1609@49	420AA	LC0570
275/35ZR20	XL	102W	9.80	27.60	10.90	1874 @49	420AA	LC0572



LP-16

ALL-SEASON TOURING

The LP-16 all-season touring tire is engineered for small to midsize vehicles offering drivers a quiet and comfortable ride with excellent handling.

LANCASTER



Optimized pitch sequence reduces tread pattern noise for a quiet ride.

Wide circumferential grooves and siping improves traction in wet and light snow conditions.

60K

MILES LIMITED
TREAD WEAR

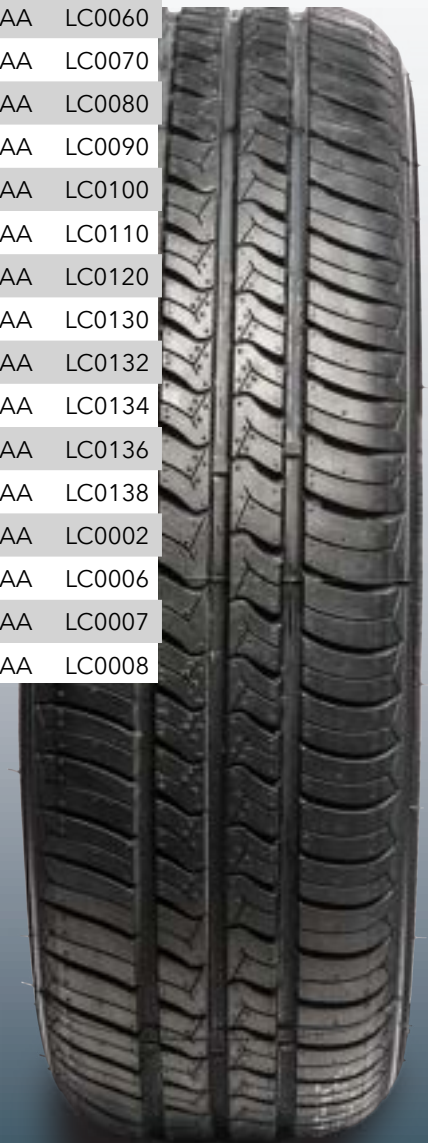
22

SIZES
13" TO 16"



ALL-SEASON

Size	Load	LI/SR	Tread Depth	Overall Diameter	Section Width	Max Load @PSI	UTQG	Stock #
195/50R15	SL	82V	9.60	22.70	7.90	1047@44	560AA	LC0010
185/55R15	SL	82V	9.60	23.00	7.60	1047@44	560AA	LC0020
195/55R15	SL	85V	9.60	23.40	7.90	1135@44	560AA	LC0030
185/60R15	XL	88H	9.60	23.70	7.40	1235@49	560AA	LC0040
195/60R15	SL	88V	9.60	24.20	7.90	1235@44	560AA	LC0050
205/60R15	SL	91V	9.60	24.70	8.20	1356@44	560AA	LC0060
175/65R15	SL	84H	9.60	24.00	7.00	1102@44	560AA	LC0070
185/65R15	SL	88H	9.60	24.40	7.40	1235@44	560AA	LC0080
195/65R15	SL	91V	9.60	25.00	7.90	1356@44	560AA	LC0090
205/65R15	SL	94H	10.10	25.50	8.20	1477@44	560AA	LC0100
215/65R15	XL	100H	10.10	26.00	8.70	1764@49	560AA	LC0110
205/70R15	SL	96H	10.10	26.30	8.20	1565@44	560AA	LC0120
215/70R15	SL	98T	10.10	26.90	8.70	1653@44	560AA	LC0130
225/70R15	SL	100T	10.10	27.40	9.00	1764 @44	560AA	LC0132
195/50R16	SL	84V	9.60	23.70	7.90	1102 @44	560AA	LC0134
185/55R16	SL	83V	9.60	24.00	7.60	1074 @44	560AA	LC0136
225/65R16	SL	100H	10.10	27.50	9.00	1764 @44	560AA	LC0138
175/70R13		82T	9.57	22.70	7.00	1047@44	560AA	LC0002
175/65R14		82H	9.57	23.00	7.00	1047@44	560AA	LC0006
185/65R14		86H	9.57	23.50	7.40	1168@44	560AA	LC0007
185/70R14		88T	9.57	24.30	7.40	1235@44	560AA	LC0008



LX-01

SPORT TRUCK

The Lx-01 Sports Truck tire is designed with asymmetric tread pattern to provide exceptional handling and stability for the larger fitment sizes.

LANCASTER



Optimized pitch sequence reduces tread pattern noise for a quiet ride.

Larger shoulder elements provide tire stability and enhanced control when cornering.

40K

MILES LIMITED
TREAD WEAR

14

SIZES
20" TO 26"



ALL-SEASON

Size	Load	LI/SR	Tread Depth	Overall Diameter	Section Width	Max Load @PSI	UTQG	Stock #
265/50R20	XL	111V	10.10	30.50	10.90	2403@49	420AA	LC0630
235/30ZR22	XL	90W	10.10	27.60	9.50	1323@49	420AA	LC0640
245/30ZR22	XL	92W	10.10	27.80	9.80	1389@49	420AA	LC0650
255/30ZR22	XL	95Y	10.10	28.10	10.20	1521@49	420AA	LC0660
265/35R22	XL	102V	10.10	29.30	10.70	1874@49	420AA	LC0670
265/40R22	XL	106V	10.10	30.40	10.70	2094@49	420AA	LC0680
285/45R22	XL	114V	10.08	32.10	11.20	2601@49	420AA	LC0692
305/40R22	XL	114V	10.10	31.60	12.30	2601@49	420AA	LC0690
305/45R22	XL	118V	10.10	32.80	11.90	2910@49	420AA	LC0700
255/30ZR24	XL	97W	10.10	30.10	10.20	1609@49	420AA	LC0720
275/25ZR24	XL	96W	10.10	29.40	11.10	1565@49	420AA	LC0710
275/30ZR24	XL	101W	10.10	30.60	10.90	1819@49	420AA	LC0730
305/35R24	XL	112V	10.10	32.40	12.30	2469@49	420AA	LC0740
305/30ZR26	XL	109W	10.10	33.20	12.30	2271@49	420AA	LC0750



LS-07_{H/T}

CROSSOVER & SPORT UTILITY

The LS-07 H/T crossover and sport utility all-season tire is engineered for small to midsize vehicles offering drivers a quiet and comfortable ride with excellent handling.

Optimized pitch sequence reduces tread pattern noise for a quiet ride.

Large shoulder elements provide tire stability and enhanced control when cornering.

LANCASTER



60K

MILES LIMITED
TREAD WEAR

50

SIZES
15" TO 22"



ALL-SEASON

Size	Load	LI/SR	Ply/ LR	Tread Depth	Overall Diameter	Section Width	Max Load @PSI	UTQG	Stock #
235/75R15	XL	109T		9.80	28.90	9.30	2271@49	480AA	LC0760
205/70R16	SL	97T		9.80	27.30	8.20	1609 @44	480AA	LC0788
215/65R16	SL	98H		9.80	27.00	8.70	1653@44	480AA	LC0770
215/70R16	SL	100H		9.80	27.90	8.70	1764@44	480AA	LC0790
225/70R16	SL	103T		9.80	28.40	9.00	1929@44	480AA	LC0800
LT225/75R16		115S	10E	12.60	29.30	8.80	2680/2470@80		LC2020
225/75R16	SL	104T		9.83	29.3	8.8	1984@44	480AA	LC0842
235/65R16	XL	107H		9.80	28.00	9.40	2149@49	480AA	LC0780
235/70R16	SL	106T		9.80	29.00	9.40	2094@44	480AA	LC0810
LT235/85R16		120S	10E	12.60	31.70	9.30	3042 /2778 @80		LC2022
245/70R16	XL	111T		9.80	29.50	9.80	2403@49	480AA	LC0820
255/65R17	SL	110H		10.10	30.10	10.20	2337 @44	480AA	LC0902
255/70R16	SL	111H		10.10	30.10	10.20	2403@44	480AA	LC0830
265/70R16	SL	112T		10.10	30.60	10.70	2469@44	480AA	LC0840
265/75R16	SL	116T		9.8	31.7	10.5	2756@44	480AA	LC0844
215/60R17	SL	96V		9.80	27.20	8.70	1565@44	480AA	LC0850
215/65R17	SL	99H		9.80	28.00	8.70	1709 @44	480AA	LC0878
225/55R18	XL	102V		9.60	27.80	9.20	1874 @49	480AA	LC0928
225/60R17	SL	99V		9.80	27.60	9.00	1709@44	480AA	LC0860
225/65R17	SL	102T		9.80	28.50	9.00	1874@44	480AA	LC0880
235/60R17	SL	102H		9.80	28.10	9.40	1874@44	480AA	LC0870
235/65R17	XL	108H		9.80	29.10	9.40	2205@49	480AA	LC0890
245/65R17	SL	107H		9.80	29.50	9.80	2149@44	480AA	LC0900
245/70R17	SL	110H		9.80	30.60	9.80	2337@44	480AA	LC0910
LT245/70R17		119S	10E	9.83	30.6	9.8	3000/2755@80		LC2055
LT245/75R17		121S	10E	12.6	31	10	3195/2910@80		LC2060
265/65R17	SL	112T		9.83	30.60	10.70	2469@44	480AA	LC0904



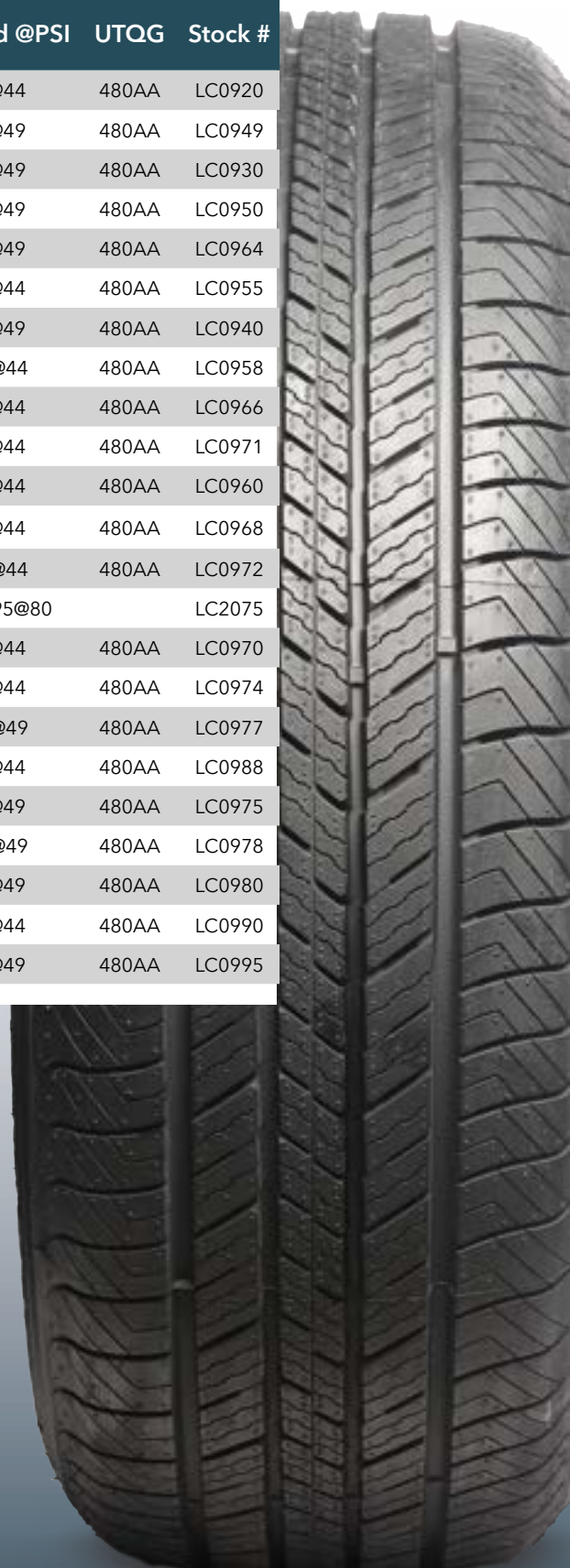
LS-07_{H/T}

CROSSOVER & SPORT UTILITY

LANCASTER



Size	Load	LI/SR	Ply/LR	Tread Depth	Overall Diameter	Section Width	Max Load @PSI	UTQG	Stock #
265/70R17	SL	115T		9.80	31.70	10.70	2679@44	480AA	LC0920
225/60R18	XL	104V		9.83	28.60	9.00	1984@49	480AA	LC0949
235/55R18	XL	104V		9.80	28.10	9.60	1984@49	480AA	LC0930
235/60R18	XL	107V		9.80	29.10	9.40	2149@49	480AA	LC0950
235/65R18	XL	110H		9.83	30.00	9.40	2337@49	480AA	LC0964
245/60R18	SL	105H		9.83	29.60	9.80	2039@44	480AA	LC0955
255/55ZR18	XL	109W		9.80	29.00	10.40	2271@49	480AA	LC0940
255/60R18	SL	108H		9.80	30.00	10.20	2205 @44	480AA	LC0958
255/65R18	SL	111H		9.83	31.10	10.20	2403@44	480AA	LC0966
255/70R18	SL	113T		9.8	32.1	10.2	2535@44	480AA	LC0971
265/60R18	SL	110H		9.80	30.50	10.70	2337@44	480AA	LC0960
265/65R18	SL	114H		9.83	31.50	10.70	2601@44	480AA	LC0968
265/70R18	SL	116T		10.10	32.60	10.70	2756 @44	480AA	LC0972
LT265/70R18		124S	10E	12.6	32.6	10.7	3525/3195@80		LC2075
275/65R18	SL	116H		10.10	32.10	11.00	2756@44	480AA	LC0970
235/45R19	SL	95H		9.83	27.4	9.3	1521@44	480AA	LC0974
235/55R20	XL	105V		9.60	30.20	9.60	2039 @49	480AA	LC0977
245/60R20	SL	107H		9.83	31.5	9.8	2149@44	480AA	LC0988
255/50R20	XL	109V		9.83	30.10	10.40	2271@49	480AA	LC0975
255/55R20	XL	110V		9.80	31.00	10.40	2337 @49	480AA	LC0978
275/55R20	XL	117H		9.80	31.90	11.20	2833@49	480AA	LC0980
275/60R20	SL	115T		9.80	33.00	11.00	2679@44	480AA	LC0990
275/50R22	XL	115H		9.8	32.9	11.2	2679@49	480AA	LC0995



LS-37_{A/T}

SUV & LIGHT TRUCK ALL-TERRAIN

The LS-37 A/T is a purpose-built tire designed for off-road terrains with excellent on-road manners, available in both sport utility and light truck sizes.

The specially designed tread pattern delivers excellent on-road and off-road all-terrain performance.

The zig-zag grooves provide added traction in mud, dirt, and other soft surface terrains.

LANCASTER



45K

MILES LIMITED
TREAD WEAR

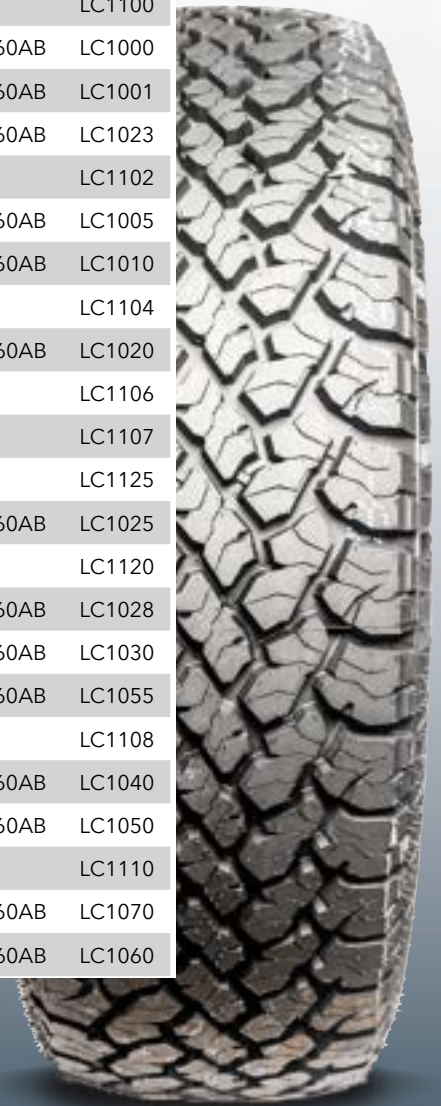
40

SIZES
15" TO 22"



ALL-SEASON

Size	Load	LI/SR	PLY/ LR	Tread Depth	Overall Diameter	Section Width	Max Load @ PSI	UTQG	Stock #
31X10.50R15LT		109S	6C	16.00	30.50	10.60	2270@50		LC1144
33X12.50R15LT		108S	6C	16.00	32.50	12.50	2205 @35		LC1145
LT235/75R15		104S	6C	16.00	28.90	9.30	1985/1820@50		LC1094
LT225/75R16		115S	10E	16.00	29.50	8.80	2680/2470@80		LC1100
235/70R16	SL	106T		13.00	29.00	9.40	2094@44	560AB	LC1000
245/70R16	SL	107T		12.98	29.5	9.8	2149@44	560AB	LC1001
245/75R16	SL	111S		13.00	30.50	9.80	2403 @44	560AB	LC1023
LT245/75R16		120S	10E	16.00	30.50	9.80	3042/2778@80		LC1102
255/70R16	SL	111T		12.98	30.10	10.20	2403@44	560AB	LC1005
265/70R16	SL	112T		13.00	30.60	10.40	2469@44	560AB	LC1010
LT265/75R16		123S	10E	16.00	31.70	10.50	3415/3085@80		LC1104
275/70R16	SL	114S		13.00	31.20	11.00	2601@44	560AB	LC1020
LT285/75R16		126S	10E	16.00	32.80	11.30	3750/3415@80		LC1106
LT315/75R16		127R	10E	16.00	34.60	12.30	3860 /3525 @65		LC1107
LT235/80R17		120S	10E	16.00	31.80	9.30	3085/2835@80		LC1125
245/65R17	XL	111T		12.98	29.50	9.80	2149@44	560AB	LC1025
LT245/75R17		121S	10E	16.00	31.70	9.80	3195/2910@80		LC1120
255/65R17	SL	110T		13.00	30.10	10.20	2337 @44	560AB	LC1028
265/65R17	SL	112S		13.00	30.60	10.70	2469@44	560AB	LC1030
265/70R17	SL	115T		12.98	31.70	10.70	2535@44	560AB	LC1055
LT265/70R17		121S	10E	16.00	31.70	10.70	3195/2910@80		LC1108
275/65R17	SL	115S		13.00	31.10	11.00	2679@44	560AB	LC1040
285/65R17	SL	116S		13.00	31.60	11.50	2756@44	560AB	LC1050
LT285/70R17		121Q	10E	16.00	33.00	10.70	3195/2910@80		LC1110
255/50R18	XL	106H		13.00	28.10	10.40	2094@49	560AB	LC1070
265/40R18	XL	101H		13.00	26.30	10.70	1819@49	560AB	LC1060



LS-37^{A/T}

SUV & LIGHT TRUCK ALL-TERRAIN

LANCASTER



Size	Load	L/SR	PLY/ LR	Tread Depth	Overall Diameter	Section Width	Max Load @ PSI	UTQG	Stock #
265/60R18	SL	110T		13.00	30.50	10.70	2337 @44	560AB	LC1072
265/65R18	SL	114T		13.00	31.50	10.70	2601 @44	560AB	LC1074
265/70R18	SL	116T		13.00	32.60	10.70	2756 @44	560AB	LC1076
LT275/65R18		123S	10E	16.00	32.30	11.00	3415/3085@80		LC1130
LT275/70R18		125S	10E	16.00	33.40	11.00	3640/3305@80		LC1140
LT285/65R18		125S	10E	16.00	32.60	11.50	3640 /3305 @80		LC1132
LT285/75R18		129S	10E	16	34.8	11.3	4080/3750@80		LC1141
265/50R20	XL	111T		13	30	11	2403@49	560AB	LC1078
LT265/60R20		121S	10E	16	32.5	10.7	3195/2910@80		LC1189
275/55R20	XL	117H		13.00	31.90	11.20	2833@49	560AB	LC1080
275/60R20	XL	116H		12.98	33.00	11.00	2756@49	560AB	LC1083
LT275/65R20		126S	10E	16.00	34.10	11.00	3750/3415@80		LC1142
LT285/60R20		125S	10E	16	33.5	11.5	3640/3305@80		LC1191
285/45R22	XL	114H		13.00	32.10	11.20	2601@49	560AB	LC1090



LS-57_{R/T}

LIGHT TRUCK RUGGED-TERRAIN

The LS-57 R/T is engineered to conquer the rugged off-road adventures and bring you home with excellent on-road handling.

The specially designed multi-angle tread blocks provide excellent off-road performance in mud, dirt, gravel, and other soft surfaces.

Integrated stone ejector ribs protect the carcass from stone drilling.

LANCASTER



Size	LI/SR	PLY/LR	Tread Depth	Overall Diameter	Section Width	Max Load @ PSI	Stock #
33x12.50R17LT	120Q	10E	17.00	32.80	12.50	3085@65	LC1160
35x12.50R17LT	121Q	10E	17.00	34.80	12.50	3195@65	LC1170
LT315/70R17	126Q	10E	17.00	34.40	12.70	3750 /3415 @65	LC1147
33x12.50R18LT	118Q	10E	17.00	32.80	12.50	2910@65	LC1180
35x12.50R18LT	123Q	10E	17.00	34.80	12.50	3415@65	LC1190
33x12.50R20LT	114Q	10E	17.00	32.80	12.50	2600@65	LC1200
35x12.50R20LT	121Q	10E	17.00	34.80	12.50	3195@65	LC1210
35x12.50R20LT	125Q	12F	17.00	34.80	12.50	3640@80	LC1212
LT275/55R20	120S	10E	17.00	31.90	11.20	3085 /2835 @80	LC1148
LT285/55R20	122Q	10E	17.00	32.60	11.70	3305/3000@80	LC1150
33x12.50R22LT	109Q	10E	17.00	32.80	12.50	2270@65	LC1220
35x12.50R22LT	117Q	10E	17.00	34.80	12.50	2835@65	LC1230
35X12.50R22LT	121Q	12F	17.00	34.80	12.50	3195@80	LC1231
37X13.50R24LT	124Q	12F	17.00	36.50	13.60	3525@80	LC1232

40K

MILES LIMITED
TREAD WEAR

14

SIZES
17" TO 24"



ALL-SEASON



LS-67_{M/T}

LIGHT TRUCK MAX-TRACTION

The LS-67 M/T is made for consumers seeking the ultimate in off-road traction.

LANCASTER



The highly aggressive dual (A/B) pitch pattern provides excellent off-road performance in mud, dirt, gravel, and other soft surfaces

Integrated stone ejector ribs protect the carcass from stone drilling.

21
SIZES
15" TO 24"



Size	LI/SR	PLY/LR	Tread Depth	Overall Diameter	Section Width	Max Load @PSI	Stock #
33X12.50R15LT	108Q	6C	19.50	32.80	12.50	2205@35	LC1260
35X12.50R15LT	113Q	6C	19.50	34.80	12.50	2535@35	LC1270
LT265/75R16	123Q	10E	19.50	31.70	10.50	3415 /3085 @80	LC1234
33x12.50R17LT	120Q	10E	19.50	32.80	12.50	3085@65	LC1280
35x12.50R17LT	121Q	10E	19.50	34.80	12.50	3195@65	LC1290
LT265/70R17	123Q	10E	19.50	31.70	10.70	3415 /3085 @80	LC1238
LT285/70R17	121Q	10E	19.50	33.00	11.50	3195/2910@80	LC1240
33x12.50R18LT	118Q	10E	19.50	32.80	12.50	2910@65	LC1300
35x12.50R18LT	123Q	10E	19.50	34.80	12.50	3415@65	LC1310
LT285/65R18	125Q	10E	19.50	32.60	11.50	3640 /3305 @80	LC1242
33X12.50R20LT	114Q	10E	19.50	32.80	12.50	2600@65	LC1320
35X12.50R20LT	121Q	10E	19.50	34.80	12.50	3195@65	LC1330
35x12.50R20LT	125Q	12F	19.50	34.80	12.50	3640@80	LC1332
37X13.50R20LT	128Q	12F	19.50	36.80	13.60	3970@80	LC1340
LT285/55R20	122Q	10E	19.50	32.60	11.70	3307/2998@80	LC1250
33X12.50R22LT	114Q	12F	19.50	32.80	12.50	2600@80	LC1350
35X12.50R22LT	121Q	12F	19.50	34.80	12.50	3195@80	LC1360
37X13.50R22LT	128Q	12F	19.50	36.80	13.60	3970@80	LC1370
35x12.50R24LT	111Q	10E	19.50	34.80	12.50	2405@65	LC1380
35X12.50R24LT	116Q	12F	19.50	34.80	12.50	2755@80	LC1382
37x13.50R24LT	124Q	12F	19.50	36.80	13.60	3525@80	LC1390



LS-68M/T

LIGHT TRUCK MAX-TRACTION

The LS-68 M/T is specially designed for consumers seeking excellent off-road performance.



The highly aggressive dual (A/B) pitch pattern maximizes off-road performance in mud, dirt, gravel, and other soft surfaces.

Integrated stone ejector ribs protect the carcass from stone drilling.

Scalloped shoulders and deep sidewall buttress provides additional biting edges for increased off-road traction.

Size	LI/SR	PLY/LR	Tread Depth	Overall Diameter	Section Width	Max Load @PSI	Stock #
31X10.50R15LT	109Q	6C	19.53	30.50	10.60	2270@50	LC1680
LT285/75R16	126Q	10E	19.53	32.80	11.30	3750/3415@80	LC1620
LT315/75R16	127Q	10E	19.53	34.60	12.30	3860/3525@65	LC1630
LT255/75R17	111R	6C	19.53	32.3	10	2405/2205@50	LC1668

LANCASTER



4

SIZES
15" TO 17"



ALL-SEASON

LC-78

LIGHT TRUCK MAX-TRACTION

The LC-78 is designed for the frequent starts, stops, winding turns on the urban and rural roads. Van owners can be confident on the reliable performance and durable longevity.



Balanced 4-rib pattern provides confident response and handling.

Optimized profile shape and pitch sequence reduces tread pattern noise for a quiet ride.

Wide circumferential grooves and siping improves traction in wet and light snow conditions.

Size	LI/SR	Tread Depth	Overall Diameter	Section Width	Max Load @PS	Stock #
235/65R16C	115T	11.09	28.00	9.40	2680/2535@65	LC3100
235/65R16C	121R	11.10	28.00	9.40	1449@65	LC3110
185/60R15C	94T	11.09	23.70	7.40	1477/1389@54	LC3040
205/65R15C	102T	11.09	25.50	8.20	1874/1764@54	LC3045
195/75R16C	107R	11.09	27.50	7.70	2149/2039@69	LC3115

LANCASTER



5

SIZES
15" TO 16"



ALL-SEASON

LIMITED PROTECTION POLICY

Thank you for your interest in Lancaster brand tires for your vehicle. We are proud of the quality and performance of the wide range of Lancaster products and we understand that your continued satisfaction is essential to our success.

Eligibility

This Limited Protection Policy applies to Lancaster brand passenger and light truck tires purchased on or after January 1, 2025, or, in the absence of proof of purchase, tires with a manufacturing DOT code reading DOT 0125 or later. Eligible tires are covered by this Limited Protection Policy for up to 60 months from the date of purchase or tire manufacturer date. This Limited Protection Policy applies to the original owner of new Lancaster branded passenger and light truck tires that are operated in normal service, and used on the same vehicle on which they were originally installed according to the vehicle manufacturer's recommendations. Only Lancaster tires purchased and operated in the United States and Canada are covered by this Limited Protection Policy.

What is covered by our exclusive No Questions Asked, 25/365 Free Replacement Limited Protection Policy?

The Lancaster **No Questions Asked, 25/365 Free Replacement Limited Protection Policy** will fully cover (100% credit) all eligible Lancaster brand passenger and light truck tires should one become unserviceable due to defective workmanship, materials, road hazard or a condition other than those listed below during the first 50% of usable treadwear or one year from date of purchase, whichever occurs first.

Tires not eligible for the **No Questions Asked, 25/365 Free Replacement Limited Protection Policy** that are removed from service due to a covered condition will be replaced with a comparable new Lancaster brand tire on a prorated basis for a period up to 60 months from the date of purchase or tire manufacturer date, or when the treadwear indicators become visible (worn to 2/32"), whichever occurs first.

What is a comparable tire?

A comparable tire may be either the same line and pattern of tire or, in the event that the tire is not available, a tire of the same construction and quality with a different sidewall or tread configuration. If a higher priced tire is accepted as replacement, the difference in price will be at an additional charge to the owner. Any Lancaster brand replacement tire provided pursuant to this Limited Protection Policy will be covered by the Lancaster Limited Protection Policy in effect at the time of replacement.

Mileage coverage plan

If an eligible tire wears down to the treadwear indicator bars (2/32") and the tire has not delivered the miles specified below, Lancaster will provide a prorated adjustment based on actual mileage delivered. The cost of mounting, balancing and any other service charges including applicable taxes are excluded from reimbursement.

Pattern	Coverage Plan (Miles/Km)	25/365	Workmanship & Materials (Mo.)
LX-01	40,000/65,000	Yes	60
LR-66	45,000/75,000	Yes	60
LP-16	60,000/100,000	Yes	60
LS-37 A/T	45,000/75,000	Yes	60
LS-07 H/T	60,000/100,000	Yes	60
LS-67 M/T	N/A	Yes	60
LS-57 R/T	40,000/65,000	Yes	60
LC-78	N/A	Yes	60
LS-68 M/T	N/A	Yes	60

The Mileage Coverage Plan applies only to the original purchaser and the tires have been used only on the vehicle on which they were originally installed according to the vehicle manufacturer's recommendations. The Mileage Coverage Plan does not apply to tires used in commercial applications. Tires that have not been rotated at least every 6,000 miles as evidenced by a completed rotation schedule are excluded. Likewise, tires in service for more than 60 months regardless of mileage attained are excluded.

What is not covered by the Limited Protection Policy?

- Improper operation or maintenance. This includes, but is not limited to, effects caused by improper tire inflation and/or improper load/speed practices and/or improper or insufficient tire rotation.
- Wear due to improper vehicle alignment including but not limited to, uneven, cupping, irregular, spotty and feathering wear.
- Deliberate abuse or vandalism.
- Ride or vibration complaint after the first 2/32" of treadwear.
- Damage due to snow chain usage, improper mounting/dismounting or automotive accident.
- Tires used in commercial applications are not eligible for 25/365 or Mileage coverage where applicable.

Owner's obligations

To make an eligible claim under this Limited Protection Policy, tires must be rotated with the prescribed rotation patterns as recommended by either the vehicle owner's manual or an authorized Lancaster tire dealer. Owner must present an original tire sales invoice indicating the date of purchase, tire description and odometer mileage. Adjustment tires must be presented to an authorized Lancaster dealer and those tires replaced become the property of Lancaster Tires. Installation charges such as mounting, dismounting and balancing as well as any applicable taxes and government-mandated charges on the services rendered at the time of adjustment is the owner's responsibility. Adjustment claims must be completed on an approved claim form, supplied by an authorized Lancaster dealer, and submitted at time of adjustment.

What are your legal rights?

No Representative or Dealer has authority to make any representation, promise or agreement on behalf of Lancaster, except as stated herein.

Any tire, no matter how well constructed, may fail in service or otherwise become unserviceable due to conditions beyond the control of the tire manufacturer. Under no circumstances is this Limited Protection Policy a representation that a tire failure cannot occur. This Limited Protection Policy gives you specific legal rights and you may also have other rights that vary from state to state or province to province.

Disclaimer: This Limited Protection Policy is in lieu of, and Lancaster Tires hereby disclaims, any and all other Limited Protection Policies and representations, express or implied, including without limitation any Protection Policy of merchantability of fitness for a particular purpose, and no other Limited Protection Policy or representation of any kind is made by Lancaster Tires or shall be implied by law. This Limited Protection Policy is subject to change without notice.

Limitation of damages: In no event and under no circumstance shall Lancaster Tires be liable to the buyer for any indirect, special, incidental, consequential, lost profit, loss of business, loss of goodwill or reputation, punitive or other damage, cost (including for replacement transportation), expense or loss of any kind. Some states and provinces do not allow the exclusion or limitation of incidental or consequential damages, so the above limitation or exclusion may not apply to you.

Lancaster tire care and maintenance guide

Proper inflation pressure is essential for optimum tire performance, safety, and fuel economy. Check for proper inflation pressure at least monthly while tires are cool, as tires will warm up from use after a number of miles so it is best to check before driving. Use a quality handheld accurate air pressure gauge. It is best to occasionally have your Lancaster tires inspected by a professional tire shop, as it is difficult to tell just by looking at radial tires whether they are under-inflated or over-inflated. Furthermore, when operating a vehicle equipped with radial tires, it is difficult to notice when a tire has gone flat or nearly flat since the handling of the vehicle may not deteriorate significantly. Remember to always maintain inflation pressure at the level recommended by the vehicle manufacturer as shown on the vehicle placard, on the vehicle certification label or in the vehicle owner's manual.

Evidence of air loss or repeated under-inflation always requires expert inspection to determine the source of leakage and tire removal to determine repairability. To avoid injury, NEVER attempt to re-inflate a tire that has been in operation severely under-inflated. Progressive air loss may result from a variety of conditions such as punctures, cuts, curbing, impacts or partial bead unsealing. Some installation or fitment causes for air loss are (1) incomplete bead seating, (2) tearing of the tire bead caused by a machine tool due to insufficient lubrication or improper adjustment, (3) leaking valve core or rubber valve components. These should be corrected or replaced when problems are detected and/or whenever tires are replaced.

Under-inflation is the leading cause of tire failure and may result in severe cracking, component separation or complete loss of air. Under-inflation reduces tire load carrying capacity, allows for excessive sidewall flexing and increased rolling resistance, resulting in potential heat build-up and mechanical damage. Maintaining proper inflation pressure is the most important thing you can do to help promote tire safety, durability and maximize tread life.

Over-inflation will deteriorate ride quality, reduce braking ability and generate unwanted vibration. Over-inflation also increases the chances of impact damage.

Don't overload your vehicle

The maximum load capacity stamped on the sidewalls of P-metric tires is reduced by ten percent when used on a light





LANCASTER
TIRES



Distributed Exclusively in the USA by:
American Omni Trading
1221 Park West Green Drive
Katy, TX 77494
Corporate Phone | 281-600-8743
american-omni.com/lancaster